

- YouP-PAX Fi v2.33 Installation Notification -

-

This set of modded drivers is based on official driver Ver.5.12.14.1144 and supports multiple languages (does not support Japanese)

Sound card:

-SB Audigy (not include SB Audigy LS, Audigy value)

-SB Audigy2 (include SB Audigy2 value)

-SB Audigy2 ZS series (not include Gateway OEM)

-SB Audigy2 ZS Notebook

-SB Audigy4 series

-SB X-Fi series

Operating System:

-Windows 2000 (Service Pack4 or higher version recommended)

-Windows XP (Service Pack2 or higher version recommended)

-Windows 2003 (Service Pack1 or higher version recommended)

-Windows XP 64bit edition

-Windows Longhorn (vista) beta

Note: Installation program has excluded the sound card detection process, it does not mean that the software package and driver are compatible with your sound card, please do not install the driver if your sound card's not in the list above.

The sound card drivers include three Editions for sound optimizations:

-Music Edition

Optimized for music playback, and female voice especially cleaned up. This edit is designed for music soundtrack of slow rhythm. But DVD-Video sound, DTS-CD playback is not as good as Entertainment Edit.

-Music Edition II (female voice)

Optimized for music playback, and female voice especially cleaned up. This edit is designed for music soundtrack of slow rhythm. But DVD-Video sound, DTS-CD playback is not as good as Entertainment Edit.

-Game/DVD Edition

Optimized for Game audio, DVD-Video playback, and DTS-CD playback. Enhance high frequency, low frequency, and multi-channel surround. Better DVD-Video music and excellent EAX experience provided.

Creative official edition

This option was required by some guys on the internet.

Note: The three editions are based on the ways you enjoy the music, please choose the most suitable one. New stuff, "Multi-edit-switch" enables you switch sound edit without re-installing drivers!

Package installation includes four small utilities ("YouP-PAX Fi v2.33 Drivers" in Start menu):

1. AC3-DTS SW Decoder
2. Multi-edit-switch
3. Uninstall YouP-PAX Fi v2.33 Drivers and software

Note:

The Drive include Tone Color Restorer v2.2 .

AC3/DTS decoder option:

AC3/DTS decoder option was designed for the issues when DVD playback by using SPDIF (sound card hardware decoding AC3/DTS signal), there are different adjustment in the driver depends on what type of CPU you are using, it' s be able to fix the delay, noise during decoding. If still unable to fix your problem, please change to another CPU mode, it may fix your problem.

Installation guide:

Hacked Audigy4 Pro ISO
(<http://www.cniti.com/soft/mc/2005-14/Audigy4Pro.rar>) is strongly
recommended to be installed with this set of modified drivers, or you can
use New Year 2005 Package instead. Please uninstall all other Creative
sound card drivers and applications before install this new set of
modified drivers to avoid any conflict issues occurred.

Notes for Drivers:

1. This set of modified drivers is optimized for analog and digital output. If any issue occurs, please install other drivers instead of it.

2. If any issue occurs, please uninstall and re-install it. Or re-format your partition and re-install operating system if issues are not fixed.
3. If you willing to install Audigy4 pro software package or any other software packages, please install them and reboot the system before you install the driver, otherwise it may cause some EAX related software unstable.
4. Please do not update your Creative MediaSource player to Ver. 3.10.09 or above, otherwise for Audigy2/ZS series sound card may lose "multi-channel WAV recording feature.
5. The driver integrated soft-mod Audigy2/Audigy2 ZS->Audigy4 Pro patch which included for study purpose only. Please remove it after downloading in 24 hours. You have responsibility for the consequence of using this set of modified driver.

Suggestion:

1. DTS-ES-CDs are able to be played with Creative MediaSource Player after install this set of drivers. 3-5 seconds of delay may occur during the first song you play.
2. To get best results on AC3 audio during DVD-video playback, please select NIGHT (MINIMUM) on dynamic compress feature in CREATIVE AUDIO CONTROL PANEL.
3. Audigy series sound card can not use the decoder feature in Creative Audio Control Panel. Please select "CATRTIVE AUDIOHQ", and use "device control" in AudioHQ to change the settings.

Special thanks to:

classic leon, rui_83 for English translation jobs.

People who joined beta testing.

Modified and made by YouP

Please visit www.YouP-PAX.com for more information

Feb 16, 2006

Extra:

Tone Color Restore v2.2 is integrated in installationshield for maintaining tone color unchanged on YouP-PAX Fi 2.33. After install 2.33, Tone Color Restore enables when system reboots twice. This utility works only when you install it once unless it is uninstalled or update installed.

Why I cannot install Tone Color Restore?

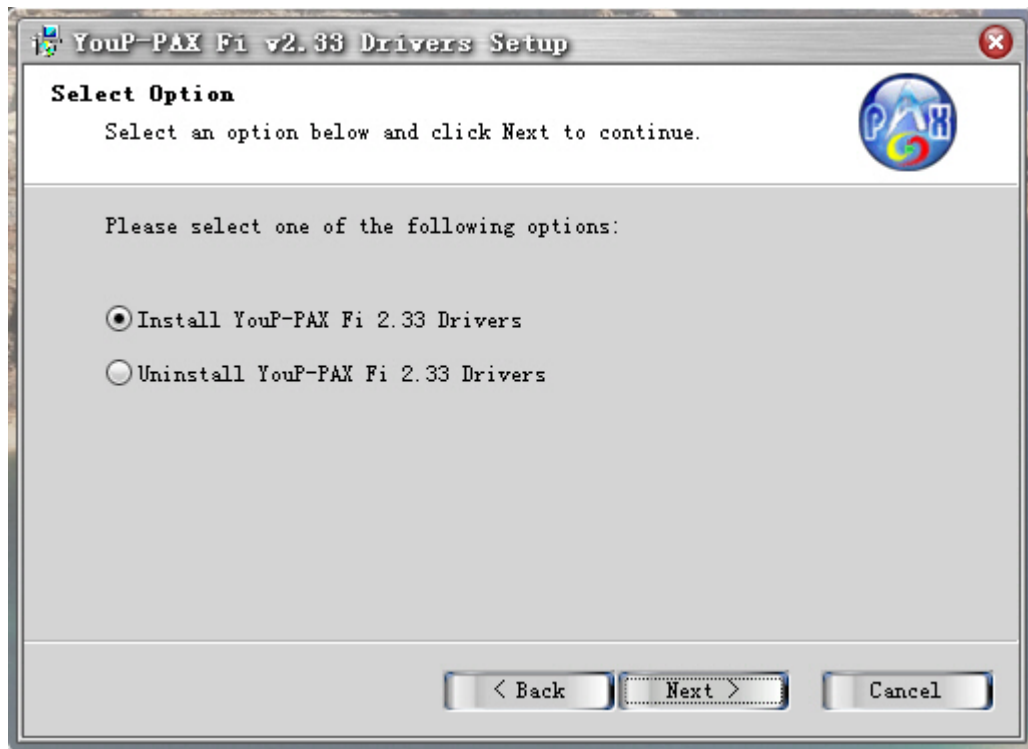
- virus or/and worm treated by kaspersky antivirus
- startup entity of Tone Color Restorer disappears at registry

Illustration :

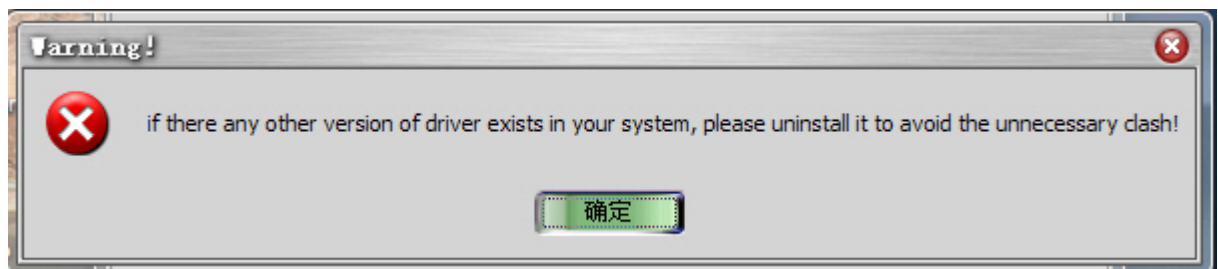
Choose the language you want to install the drivers:



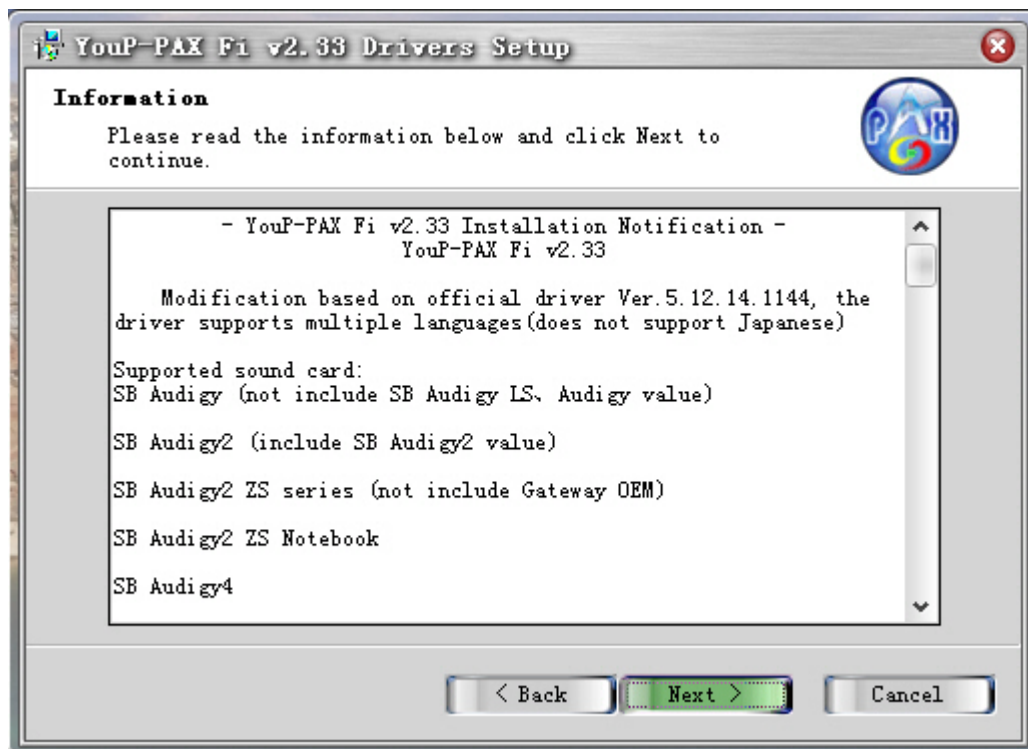
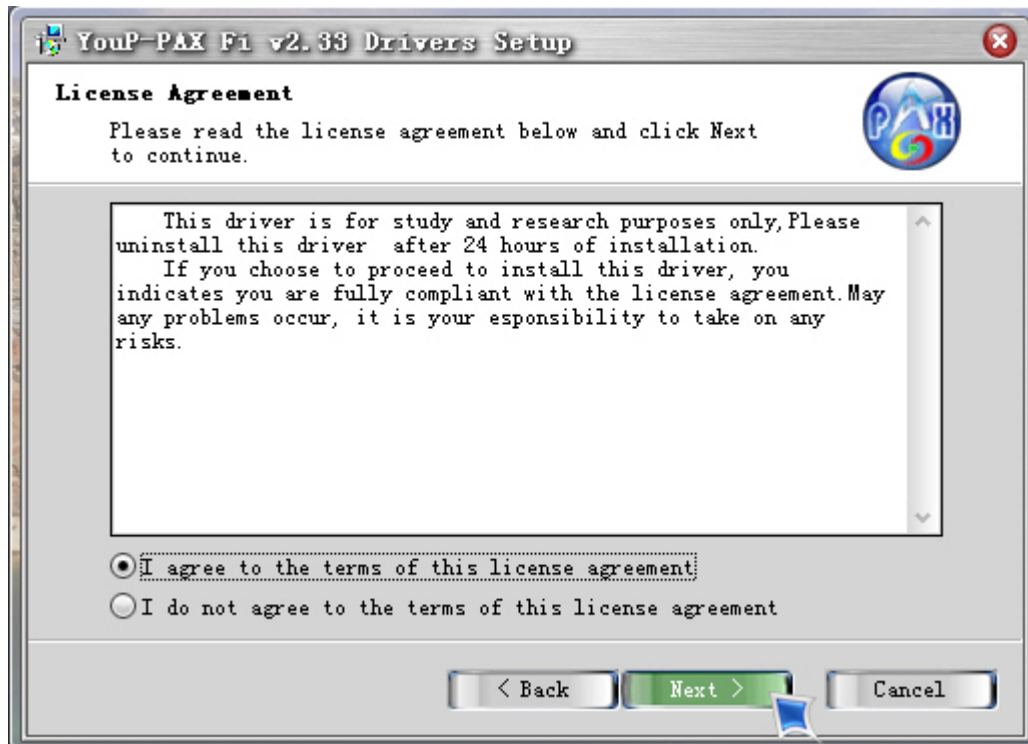
The second option is the selection for uninstalling the drivers.



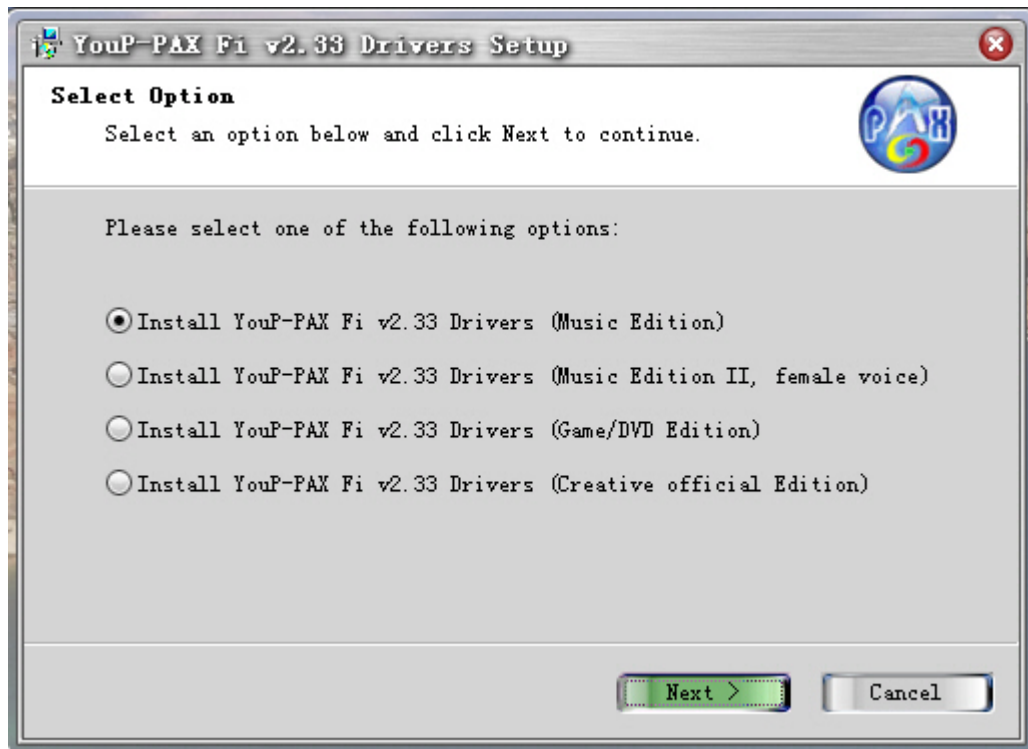
You got have to remove previous soundcard drivers in order to install YouP-PAX Fi v2.33.



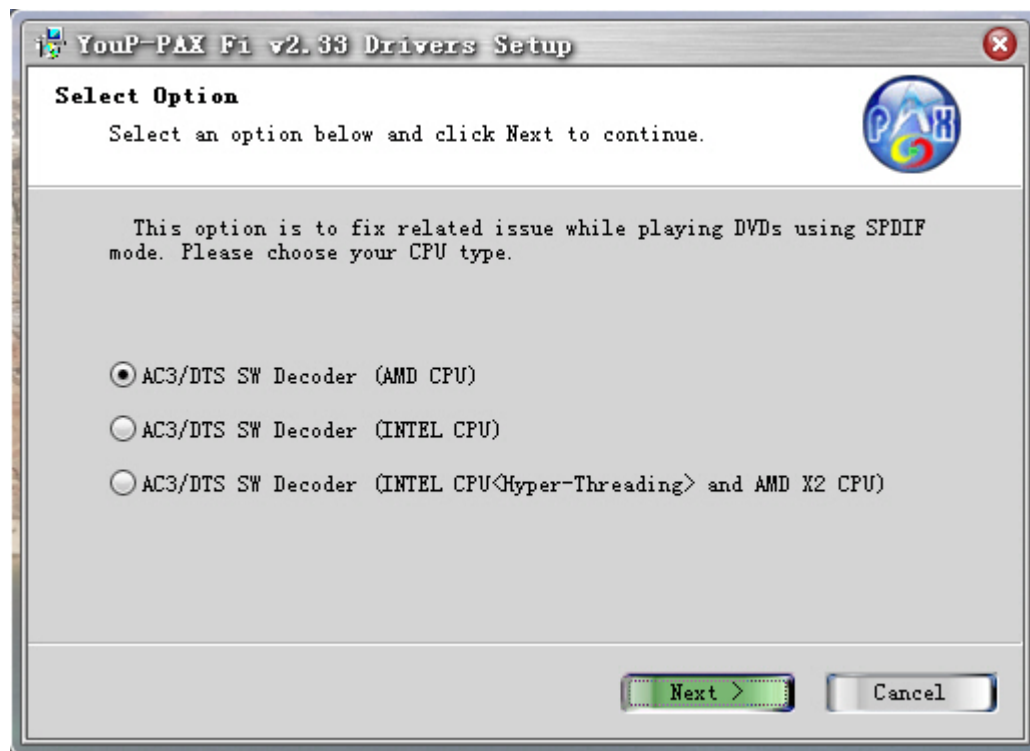
Reboot when drivers removed. And then read “Agreement” and installation instructions before executing YouP-PAX-Fiv2.33drv.exe



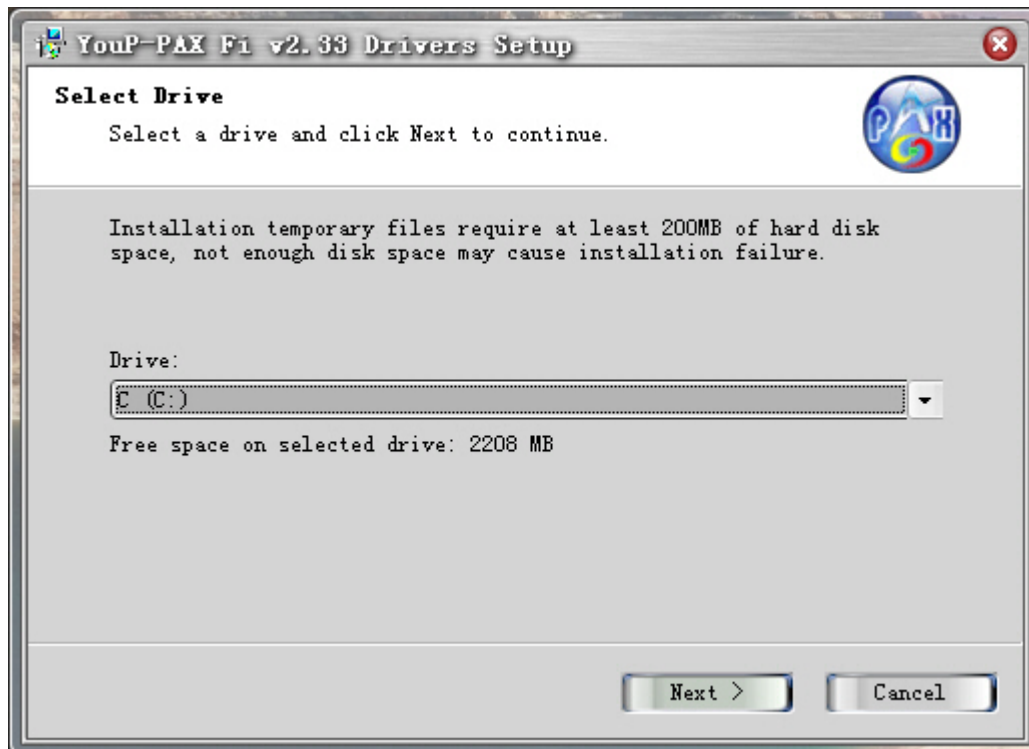
Choose the Edition you want from the tips of each step:



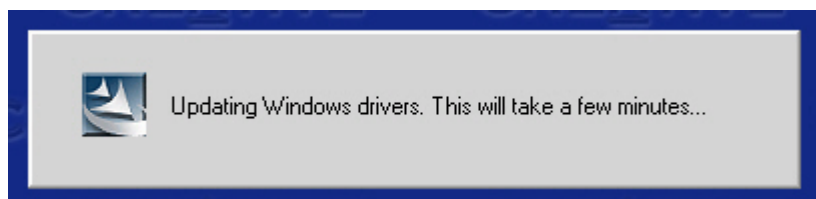
Select AC3/DTS decoder that matches your CPU



Select the destination path you want to extract the drivers to. (Note: pls leave 300Mb at the temporary directory at the destination path)



A window popup when drivers installing. Press “Alt+Tab” and click “continue anyway” to finish installing.

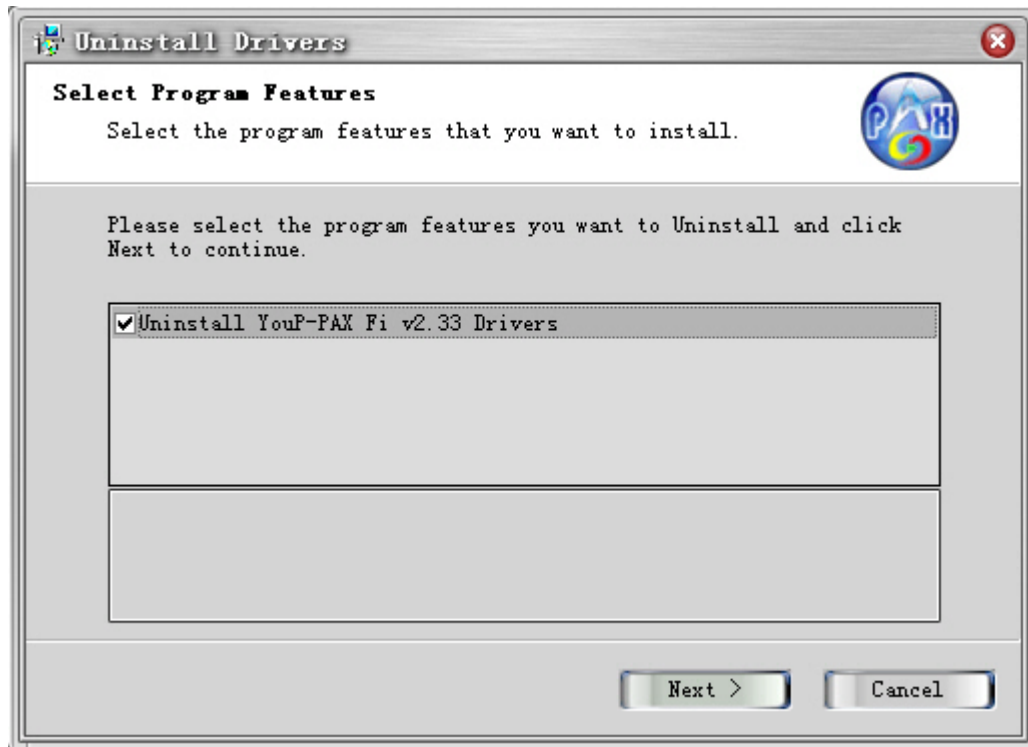


Shortcuts will be created at start menu



Uninstall 2.33 Package:

The utility can be used for removing YouP-PAX-Fiv2.33drv.exe and YouP-PAX-Fiv2.33drv.exe is not the only option. Just click “Uninstall PAX Fi 2.33 drivers” to get it done



When you removed all applications and drivers of 2.33, the shortcuts at start menu will not be cleaned and you need to execute “Uninstall All Tools” to remove all



The Best wishes!